

Year 10 – Post 16

You need to be in education or training until the age of 18. This can be:

- School sixth form
- Sixth form college
- College
- Apprenticeship
- Armed services

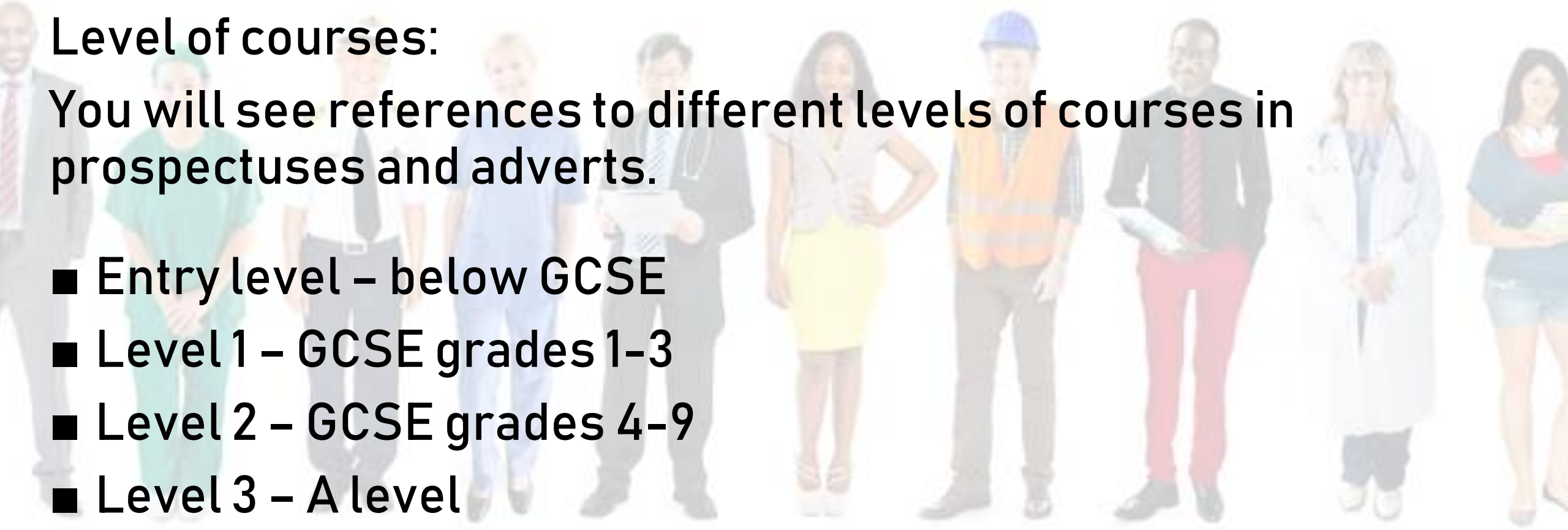


Year 10 – Post 16

Level of courses:

You will see references to different levels of courses in prospectuses and adverts.

- Entry level – below GCSE
- Level 1 – GCSE grades 1-3
- Level 2 – GCSE grades 4-9
- Level 3 – A level



Year 10 – Post 16

Level of courses:

- Level 4 – HNC/CertHE
- Level 5 – HND/DipHE
- Level 6 – Honours degree (BA, BSc, BEng etc)
- Level 7 – Masters Degree (MA, MSc, MEng etc)
- Level 8 – Doctorate (PhD)



Year 10 – Post 16

Types of courses: A Levels

- Level 3 courses

- These are traditionally seen as qualifications leading to university

BUT

- They are also entry direct into the job market, or onto Higher Apprenticeships

Year 10 – Post 16

A Level subjects include:

English
Drama
Maths
Biology
Chemistry
Physics
Psychology
Sociology

History
Geography
Philosophy and Ethics
Business Studies
Economics
Law
Politics
Electronics

Fine art
Photography
Media studies
Film studies
French
Spanish
Computer science
3D design

Year 10 – Post 16

Types of courses: BTECs (being replaced by T levels)

- These exist at a number of different levels from level 1 upwards
- These are vocational courses and are similar to the BTECs we run here
- They can lead to jobs, higher apprenticeships or onto university courses

Year 10 – Post 16

Types of courses: Diplomas

- These also exist at a number of different levels
- These are vocational courses and are similar to BTECs
- The main difference is the size of the course – typically they are worth three A levels/BTECs
- They can lead to university courses

Year 10 – Post 16

Diploma courses include:

Animal management	Uniformed public services	Sport and exercise
Music technology	Travel and tourism	Performing arts
Digital media	Enterprise	Art and design
Health and social care	Applied psychology	Engineering
Games development		Forensic computing

Year 10 – Post 16

Types of courses: T-Levels

- Studied at college
- Four days a week of study
- One day a week of work experience
- Like diplomas this is one large qualification



Year 10 – Post 16

Local T Levels:

GlosCol

- Construction – design, survey and planning
- Healthcare – Supporting the adult nursing team
- Digital – Digital Infrastructure
- Business – Team leadership and management



Year 10 – Post 16

Local T Levels: Cirencester College

- | | |
|---|--|
| <ul style="list-style-type: none">■ Accounting■ Business management and administration■ Childcare & education■ Engineering: design and development■ Construction: design, survey & planning■ Finance■ Health & Science: Healthcare science for pharmacy | <ul style="list-style-type: none">■ Health & Science: Health for healthcare professionals■ Health & Science: Science for food science■ Digital business services■ Digital production■ Digital support services■ Construction: Building services■ Engineering: Green futures■ Engineering: Manufacturing |
|---|--|

Year 10 – Post 16

Types of courses: Traineeships

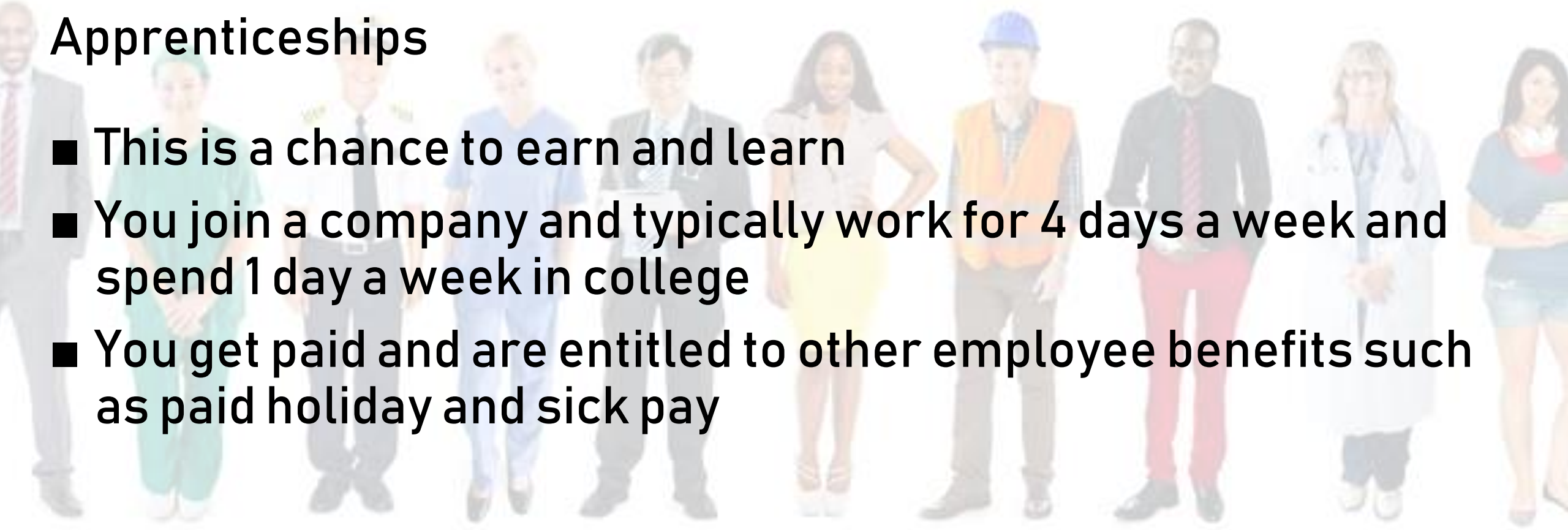
- These are for students who are interested in work-based learning, such as an apprenticeship, but aren't yet ready
- These aren't appropriate for all students and should be viewed with care



Year 10 – Post 16

Apprenticeships

- This is a chance to earn and learn
- You join a company and typically work for 4 days a week and spend 1 day a week in college
- You get paid and are entitled to other employee benefits such as paid holiday and sick pay



Year 10 – Post 16

Apprenticeships

There are different levels of apprenticeship:

- Intermediate – Level 2
- Advanced – Level 3
- Higher – Level 4+
- Degree apprenticeships – Level 5+



Year 10 – Post 16

Apprenticeships

BUT

Applying for an apprenticeship is like applying for a job. Unlike sixth form or college, you are in competition with lots of other people to get the place. You are expected to find this yourself.

<https://www.gov.uk/apply-apprenticeship>

Year 10 – Post 16

Back to types of providers

- School sixth forms – A levels, BTECs – mostly Level 3
- Sixth form college – A levels, BTECs, Diplomas, T Levels – mostly level 3 with some level 2
- College – BTECS, Diplomas, T levels – all levels
- Apprenticeships and other providers

Year 10 – Post 16

- School sixth forms – A levels, BTECs – mostly Level 3



Year 10 – Post 16

- Sixth form college – A levels, BTECs, Diplomas, T Levels – mostly level 3 with some level 2



Year 10 – Post 16

- College – BTECS, Diplomas, T levels – all levels



Year 10 – Post 16

■ Apprenticeships and other providers



Year 10 – Post 16

What grades will I need?

To study A levels you generally need mostly grades 5s and 6s

Mostly grade 4s – LEVEL 3 courses

Mostly grade 3s – LEVEL 2 courses

Mostly grade 2s – LEVEL 1 courses

BELOW – ENTRY LEVEL COURSES



Year 10 – Post 16

When choosing courses

Think about what sort of post-16 setting you want to go to

What subjects do you enjoy?

What grades are you likely to get?

What careers might you be interested in?



Year 10 - Post 16

Where to find information:


There is already a careers TEAM set up for you. This is where information is posted.



Year 11 Careers - Student Information 2022-2023

Year 10 - Post 16

< All teams

 Year 11 Careers - Student Inform... ..

Class Notebook

Assignments

Grades

Insights

Channels

General

Careers Information and Resources

CVs and Personal Statements


Post-16 Options

General Posts Files + Meet ⓘ

← Reply

08 June 2022 👍 ❤️ 😄 🤔 😞 🙄

KF Karen Foster 08/06 12:52
For anyone interested in Cirencester College, please see the attached information about their next open evening. Anyone can go to this.

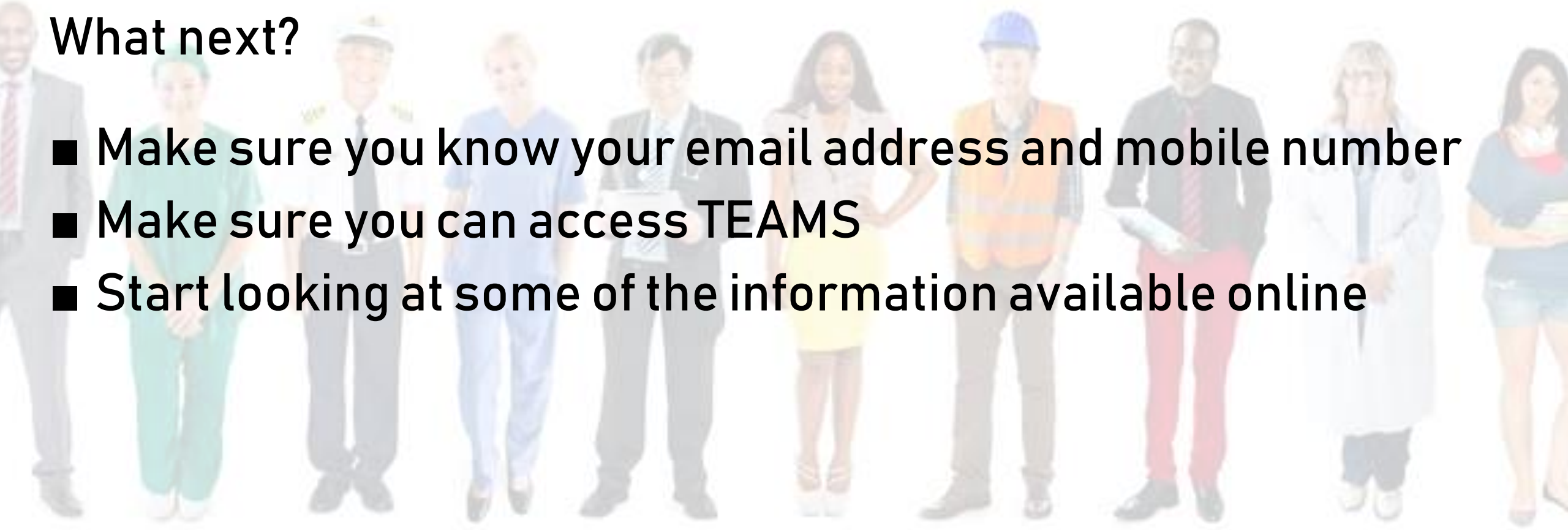


← Reply

Year 10 – Post 16

What next?

- Make sure you know your email address and mobile number
- Make sure you can access TEAMS
- Start looking at some of the information available online



Year 10 – Post 16

Sessions today:

CV writing

What is a CV? Why do you need one?

Personal Statements

How do you make yourself stand out?

